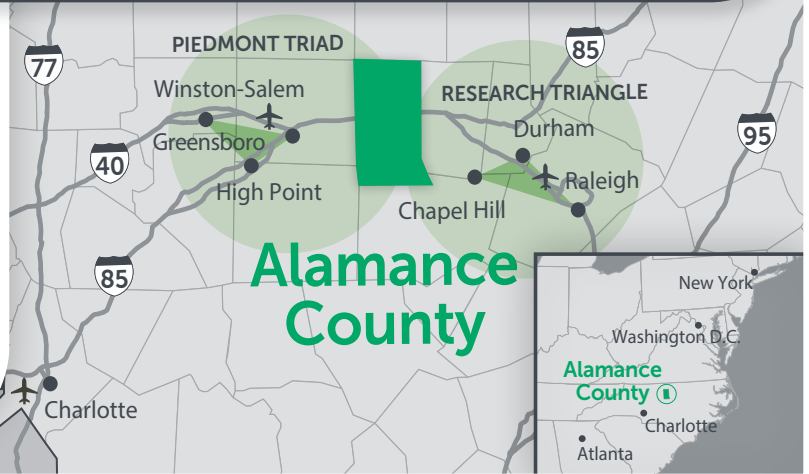


ALAMANCE COUNTY is centrally located in North Carolina, linking the Research Triangle and the Piedmont Triad metro regions. The county and surrounding area offers a large and diverse workforce as well as an impressive mix of world-class universities and industry-focused community colleges.



POPULATION

ALAMANCE COUNTY	ALAMANCE AREA*
162,391 	3,172,638

Source: U.S. Census Bureau 2016, 2017


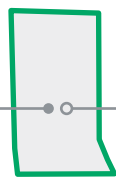

LABOR FORCE

ALAMANCE COUNTY	ALAMANCE AREA*
79,528 Total Labor Force	1,606,172
76,507 Employed	1,546,841
3.8% Unemployment Rate	3.8%

Source: Labor & Economic Analysis Division, North Carolina Department of Commerce, 2016 and 2017

DAILY COMMUTING PATTERNS


ALAMANCE COUNTY

14,110 		16,508 
Total In Commuting		Total Out Commuting
2,398		
Net Out-Commuters		

Source: Piedmont Triad Regional Council, 2016

*Alamance Area consists of Alamance, Caswell, Chatham, Davidson, Durham, Forsyth, Guilford, Orange, Person, Randolph, Rockingham & Wake counties.

EDUCATION/TRAINING

	15 Area Colleges & Universities
	9 Area Community Colleges

ALAMANCE COUNTY	ALAMANCE AREA*
6,000 Full-time University Students	132,100
6,200 Community College Students	80,100

Sources: Triad Business Journal; Univ. of NC, Student Enrollment

ALAMANCE COMMUNITY COLLEGE



- Customized industry training programs
- Two-year mechatronics degree
- Six-Sigma Training
- Biotechnology Center of Excellence

Source: www.alamancecc.edu

SUPPORT SERVICES & AGENCIES

2 Engineering Schools (NC State and NC A&T)	1 Local Human Resource Association
5 Area Apprenticeship Programs	43 Area Private Employment Agencies
1 Regional Employers Association	

Source: Triad and Triangle Book of Lists 2016-2017